




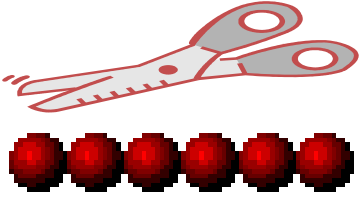
What is it we expect students to learn? Identifying Essential Standards

Grade Level: Kindergarten Subject: Math



Standard / Objective #	1. Standard/Description	2. Example/Rigor	3. Vocabulary	4. Common Assessment	5. When Taught?
<p>Number Sense Standard: 1 Objective: 1:a,b</p>	<p>I can count, read, write, and model whole numbers from 0 to 20 .</p>	<p style="text-align: center;">4 four</p> 	<p>*Numeral *Teen Number *Number words (one, two, three...) *Counting</p>	<p>Math Number book 1-20 Math Workbook Numberline assessment</p>	<p style="text-align: center;">September To January</p>
<p>Standard 1 Obj. 1:c</p>	<p>I can use 1 to 1 correspondence when counting objects up to 30 .</p>	<p>When given 1 to 30 objects in a pile the student will be able line up each object and count how many total objects were in the pile</p>	<p>*Numbers 1 to 30 *One to One *Counting</p>	<p>Workmats Story problem Boards</p>	<p style="text-align: center;">September To January</p>
<p>Identify Shapes Standard: 3 Objective: 1:a</p>	<p>I can draw and name shapes. I can also identify shapes in their environment</p>	<p>What shape is the ball?</p> 	<p>Circle, triangle, rectangle, square, oval, rhombus, cone, sphere, cylinder, cube</p>	<p>Shape Worksheets Shape sorting activity</p>	<p style="text-align: center;">September to October</p>
<p>Create Shapes Standard: 3 Objective: 1:c</p>	<p>I can put different shapes together to make a new shape.</p>		<ul style="list-style-type: none"> • Triangle • Rectangle • Square 	<p>Shape picture Tangrams</p>	<p style="text-align: center;">October to December</p>

<p>Time Standard: 3 Objective: 2:a,b</p>	<p>I can identify a day, week, and month on a calendar, and name the days of the week in order.</p>	<p>What month comes after Sunday? What month is it?</p>	<ul style="list-style-type: none"> January-December Sunday-Saturday 	<p>Daily rug participation Centers- fill in the month paper Days of the week song</p>	<p>September to May</p>
---	---	---	---	---	-------------------------

<p>Greater than/ Less than Standard: 1 Objective: 2:d</p>	<p>I can compare and order numbers using less than, greater than, and equal to.</p>	<p>Use the correct symbol: 3 ○ 7</p>	<p>Greater than</p> <ul style="list-style-type: none"> Less than Equal to More 	<p>Alligator chomp- which is greater? Activity Math workbook page</p>	<p>January-May</p>
--	---	--	---	---	--------------------

<p>Measurement Standard: 3 Objective: 2:a,b</p>	<p>I can compare 2 objects by measurable attributes (i.e., length, weight) using non-standard units.</p>	<p>How many circles does it take to measure the scissors?</p> 	<ul style="list-style-type: none"> Length Weight Measurement shorter longer heavier lighter 	<p>Penguin measure Center- weights and Measure Rotations- Measuring and weight journal</p>	<p>February-May</p>
--	---	---	--	--	---------------------

<p>Skip Counting Standard: 2 Objective:2</p>	<p>I can explore skip counting by 2's to 20. by 5's to 50, and I can count by 10's to 100.</p>	<p>2,-,6,-,10,-12,-...20 5,-15,-25,-35,-...50 10,-30,-,50-...100</p>	<ul style="list-style-type: none"> Skip Counting 2's, 5's, 10's 	<p>Math WS for 2's, 5's, and 10's. Daily practice/observe @rug</p>	<p>March 15- March 18</p>
---	--	--	---	--	---------------------------

<p>Addition</p> <p>Standard 1</p> <p>Objective:</p> <p>3:a,d</p>	<p>I can model, describe, and add numbers to 10 using pictures,symbols, and numbers.</p>	 <p>1+3=4</p>	<ul style="list-style-type: none"> • Add • Joining • Equal • plus 	<p>Picture Math</p> <p>Rotation activity with story mats for story problems</p> <p>Create your own addition problem page</p>	<p>February to May</p>
<p>Subtraction</p> <p>Standard: 1</p> <p>Objective:</p> <p>3: a,b,c</p>	<p>I can model, describe, and illustrate subtraction to solve problems.</p>	 <p>4-3= 1</p>	<ul style="list-style-type: none"> • Subtract • Take away • Minus • Difference • Equal 	<p>Picture math Worksheets</p> <p>Story problem boards</p> <p>Year end assessment with Crayons</p>	<p>April to May</p>